







The Wrea Green Horticultural Society Show Countdown







Showstopper jobs for






AUGUST



Vegetables and Fruit

Class	Entry	Jobs and advice	Judging Criteria for the show
1	Six tomatoes on a plate	Continue to remove any side shoots. Feed every 10 days with tomato feed when the first truss has small tomatoes forming. Water regularly and thoroughly so the soil never dries out. If the soil dries out and is then flooded with water, the fruits will crack or will develop blossom end rot. Remove any yellowing leaves below the trusses.	<ul style="list-style-type: none"> Uniform in size and shape Ripe but firm Rich in colour with fresh calyx and stalk intact Blemish free and unpolished 
2	Nine cherry tomatoes on a plate	Once the plants reach the top of the greenhouse or have set seven trusses indoors or four trusses outdoors, remove the growing point of the main stem at two leaves above the top truss. Harvest ripened fruit and speed the ripening of green tomatoes by placing in a drawer next to a banana.	<ul style="list-style-type: none"> Uniform in size and shape Fresh, ripe but firm Blemish free and unpolished Rich in colour with fresh calyx attached 
3	Two marrows	Keep well-watered but water around the plant not over the top so that the neck of the plant, or the newly forming fruits do not rot. Feed every 10 days with a high potash liquid fertiliser. Lay developing fruits on a piece of plastic or glass so that they do not rot underneath. Turn occasionally so that both sides harden in the sun. Protect from slugs.	<ul style="list-style-type: none"> Young and not over-ripe Uniform, well-shaped and tender Any colour 
4	Three carrots with tops	Carrots are drought-resistant, but if the leaves do start to wilt, give them a thorough soaking every couple of weeks. Hold back on the watering prior to the show so that the carrots can be pulled dry. Clean by wiping around the barrel, not up and down.	<ul style="list-style-type: none"> Good uniform shape Tender roots, free from side shoots Skins clear and colour bright Tops trimmed 
5	Four potatoes	Keep an eye out for blight and remove the blighted leaves immediately, removing them completely from the site; burning if possible. With maincrops, for storage or competition entry, wait until the foliage turns yellow, then cut it and remove it. Leave for 10 days before harvesting the tubers, leaving them to dry for a few hours before storing. 10 days before the show is 28 th August	<ul style="list-style-type: none"> Skins clear and free from blemishes Eyes few in number and shallow Skins should not be scrubbed 
6	Three onions	Do not over water as this can make the onions rot. Remove any flowers as soon as they appear. Any that have yellowing, collapsed leaves are ready for harvest. Gently loosen the roots and lift the bulbs and lay them on their sides in the sun or bring them under cover if wet. Lay them out on racks if possible. See judging criteria for show preparation.	<ul style="list-style-type: none"> Uniform bulbs, firm, well-ripened and of good colour No thickness or softness in necks No excessive removal of outer skins Tops neatly ties with natural material and roots neatly trimmed. See www.youtube.com/watch?v=AtAVHegHb4k for demonstration video 


7	Two leeks	See April's countdown tips for step-by-step instructions for growing leeks. It is still on this site.	<ul style="list-style-type: none"> • Good length of straight, blanched stem without any bulbous base • Solid, thick and tight with clean spotless skins; no ribbing • Not excessively stripped • Firm, fresh, undamaged, leaves • Roots uncut, with soil washed and teased away 
8	Four runner beans	Keep the plants well-watered. Remove the growing tips when they reach the top of the canes. Harvest continually to ensure a good succession of flowers. Identify possible show beans a few days before the show and pinch out any around them to help them grow long and straight.	<ul style="list-style-type: none"> • Straight, fresh, pods of good colour • No outward sign of seeds • Stalks attached • Slender and long • A crisp snap when broken 
9	Three apples	Identify possible show contenders and prune away any shading leaves so that the fruits can ripen in the sun.	<ul style="list-style-type: none"> • Do not polish – retain the 'bloom' • Eyes and stalks intact • Clear, unblemished skin • Good colour for the cultivar 
10	Three Parsnips	Keep the parsnips well-watered and weeded. Lift carefully near to the show date, taking care to lift every part of the tap root. Clean off and keep dry and cool.	<ul style="list-style-type: none"> • Long, large, well-developed, symmetrical, well-shouldered and shapely. • White roots, smooth-skinned and free from side-shoots or blemishes. • Taproot intact, • Leaves trimmed to 75mm. 
11	Three courgettes	If possible, harvest your courgettes as near to the show time as possible so that they retain their shine. You may exhibit your courgettes with the flowers attached if you wish.	<ul style="list-style-type: none"> • Young and tender • Uniform shape and colour • Approx. 15cms long and 3 to 4 cms in diameter. Round varieties approx. 7 to 8 cms in diameter – any colour but well-matched 
12	Harvest Basket/Box	This will be made up of items, from the above classes or other that are ready for harvesting in September. The more variety you grow, the better your basket will be.	<ul style="list-style-type: none"> • Maximum diameter or sides of container 15" • Mixture of home-grown produce • Attractive arrangement • Healthy, fresh, clean produce • Wonky, but unblemished, produce accepted 
13	Ugly vegetable	From any of the above classes, or other.	<ul style="list-style-type: none"> • Home grown • POINTS IN THIS CLASS WILL NO LONGER COUNT TOWARDS THE BANKSIAN MEDAL

Flowers			
Class	Entry	Jobs and advice	Judging Criteria for the show
14	Single bloom	Continue to water and feed the plant you have selected for your single-bloom entry. Keep an eye out for pests and deal with them accordingly. If you nip out the side shoot, the leading bloom should grow taller and bigger on most varieties.	<ul style="list-style-type: none"> Leaves below the water-line removed Flower at its peak – not under-developed or past its peak A good specimen of the cultivar in shape, colour and size 
15	Jug of home-grown flowers	This will be a selection of what you have blooming around September 7th. The more you grow, the more you'll have to choose from. Some flowers will benefit from cutting back after their first flowering and you may get a second batch.	<ul style="list-style-type: none"> Home grown Perennials or annuals or a mixture of both Flowers turgid and fresh Good balance of jug dimensions and flowers 
16	Bowl of mixed dahlias	Watch out for slugs! Surround the plant with slug-repellent material such as the fluff out of the tumble-dryer filter (collect throughout the winter) or water with Slug-Clear. Keep the plant well-staked so that stems are straight.	<p><i>Generic criteria for all dahlia types submitted in this unclassified class.</i></p> <ul style="list-style-type: none"> Blooms fresh and clean All florets intact, firm and without blemish or defect Colour(s) clear and well-defined and consistent throughout in self-coloured varieties Shaded, bi-coloured varieties are evenly shaded or tipped throughout the bloom 
17	Vase of sweet Peas	Continue to water regularly and feed every 10 days. Encourage upwards growth so that flowers stems are not twisted or squashed in amongst the tangle. For really good blooms, train the central stem up individual canes and remove all tendrils and side shoots.	<ul style="list-style-type: none"> Up to 15 spikes Strong spikes with well-spaced blooms Long, straight stems Flowers fully open and fresh Large, erect flowers Closed keel (the joined petals under the main petals) No developing seed pods or colour loss 
18	Vase of mixed roses	Keep an eye our green-fly and black spot and treat accordingly. Young buds can soon become encrusted with aphids creating mal-formed and small flowers. Either spray with Roseclear or rub off the aphids with your fingers. Dead-head as soon as the blooms have faded.	<p><i>Generic criteria for all rose types in this unclassified class.</i></p> <ul style="list-style-type: none"> Doubles – open to half or three quarters Singles and semi-doubles – fully opened Blooms fresh, clean and sparkling Full depth of colour which is bright and glowing Straight stems Clean, undamaged foliage, cleaned only with wat Good colour combination of mixed roses No overcrowding or large spaces Display balanced with the height and size of the bowl 

Floral Art			
Class	Entry	Jobs and advice	Judging Criteria for the show
19	Autumn/ Thanksgiving Wreath	Start to look out for wheat and barley appearing on field margins. Also, seed heads of all sorts.	<ul style="list-style-type: none"> • <u>Foliage/flowers may be home-grown and/or bought</u> • A door wreath including seasonal foliage, flowers, berries etc • Can be dried or fresh or a combination
20	Arrangement in a tea pot		<ul style="list-style-type: none"> • <u>Foliage/flowers may be home-grown and/or bought</u> • Flowers suitable for a teapot • Colour harmony between the flowers, and the flowers and the teapot • Design – good balance, proportion, space, form and texture
21	Arrangement in/on a re-cycled item		<ul style="list-style-type: none"> • <u>Flowers may be home-grown and/or bought</u> • Re-cycled item can be anything suitable in/on/by which to arrange flowers: domestic; mechanical; industrial; natural. • Flowers and foliage fresh and unblemished • Good combination of contrasting or harmonising colours
22	Autumn Days	Start to look out for wheat and barley appearing on field margins. Also, seed heads of all sorts.	<ul style="list-style-type: none"> • <u>Flowers may be home-grown and/or bought, fresh or dried</u> • Flowers and foliage fresh and unblemished • Flowers and foliage in good condition if dried • Good combination of contrasting or harmonising colours • Autumn is reflected in the materials and the colours used



Culinary

Class	Entry	Jobs and advice	Judging Criteria for the show
23	Lemon Drizzle Cake		<ul style="list-style-type: none"> Well risen, even in shape and baking Sponge light and moist Flavour both tangy and sweet Lining paper removed Sides smooth Crunchy layer of lemony sugar on the top Can be round or rectangular
24	Fruit Loaf		<ul style="list-style-type: none"> Loaf-shaped Well risen, even in shape and baking Domed shaped top which may be cracked No burnt fruit on the surface Fruit distributed evenly throughout the loaf Fairly moist Denser than sponge cake but not solid Sweet and fruity taste
25	Cornish Pasty	 <p>MIN 12.5% MEAT</p> <p>MIN 25% VEG</p>	<p>As stipulated by The Cornish Pasty Association</p> <ul style="list-style-type: none"> Minimum of 12.5% meat and 25% vegetable Roughly diced or minced beef Sliced or diced potato Swede (turnip) Onion Seasoning to taste (mainly salt & pepper) The pastry can be shortcrust, rough puff or puff, but it has to be savoury and able to withstand baking and handling without breaking It can be glazed with egg, or milk, or both, to give the finished pasty its golden colour. It must be crimped
26	Millionaire's Shortbread		<ul style="list-style-type: none"> Three distinct layers Soft, firm caramel – not toffee Thin layer of unbroken chocolate 6 pieces
27	Parkin		<ul style="list-style-type: none"> Texture close and crumbly Evenly risen, top flat and glossy Very dark brown Ginger flavour is distinctive

Jams and Chutneys

Class	Entry	Jobs and advice	Judging Criteria for the show
28	One jar chutney		<ul style="list-style-type: none"> • Label should state 'hot' or 'mild' • Colour bright and even throughout • Dark chutney should be bright not muddy • Reasonably firm, uniform consistency • No large pieces of onion, skin, cores or stones • No air bubbles or free vinegar • Mature flavour • Good blended flavour, characteristic of ingredients used
29	One jar marmalade		<ul style="list-style-type: none"> • Based upon citrus fruit – flavour additions allowed and must appear on label • Colour bright and characteristic of citrus used • Jelly-like consistency – not runny or too firm • No air bubbles or scum • Peel tender, uniformly cut and distributed (sliced not minced) • Slightly bitter taste true to the fruit used
30	Soft fruit Jam		<ul style="list-style-type: none"> • Colour bright, even and characteristic of blackcurrants • No scum, foreign bodies, mould or sugar crystals • Fruit evenly distributed, • Skins tender • Jellified texture, not runny with loose liquid • Flavour full, fresh and characteristic of the fruit used
31	One jar fruit curd		<ul style="list-style-type: none"> • Date made should reflect 4 week 'Eat by' period (contains eggs) • Colour bright, characteristic of fruit • Consistency spreadable, not runny or rough • No egg spots, peel, scum, sugar crystals or air bubbles • Fresh flavour, well-balanced and not greasy

Art and Craft

All entries must have the name, address and telephone number of the entrant on the back and the class number in which it is to be entered.

Art work up to A3 including mount.

Judging will consider:

- Complexity
- Workmanship
- Use of colour
- Aesthetic appeal

Class	Entry	Jobs and advice	Judging Criteria for the show
32	Animal Portrait in any medium		<ul style="list-style-type: none"> • Eye-appeal – is there a focal point? • Good perspective • Good balance and composition • Good tonal value • Good use of materials including presentation • Sign on the back or cover signature
33	Bookmark		<ul style="list-style-type: none"> • If used, no visual signs of glue or fixing tape used • Clean, crisp finish with no curled or creased corners • Clean and neat • Good use of colour and design • Well-finished; hand-made rather than home-made • Robust enough to last through several books • Can be for either children or adults • Can be double-sided
34	Up-cycled Item		<ul style="list-style-type: none"> • Any used/old item that has been re-purposed • Re-designed old clothing should be wearable if intended to wear • Shabby-chic items should be functional or attractive • Re-constructed broken items into something different (e.g. cutlery or clock workings jewellery;) • The finished items should be well-made and reflect a standard of finish appropriate for the item (i.e. scuffed woodwork on a shabby-chic item is acceptable but drawers that stick are not)
35	Bird Feeder		<ul style="list-style-type: none"> • Can be made from any weather-proof material/s • Easy access for feeding • Free-standing, hanging or fixed • Can be made from new or recycled or reclaimed materials

Needlecraft

All entries must have the name, address and telephone number of the entrant on the back and the class number in which it is to be entered.

Art work up to A3 including mount.

Judging will consider:

- Complexity
- Workmanship
- Use of colour
- Aesthetic appeal

Class	Entry	Jobs and advice	Judging Criteria for the show
36	Sock puppet		<ul style="list-style-type: none"> A hand puppet made from a sock Sock must be clean Puppet stuffed to show shape and form Eyes, ears and other additions must be securely attached Consider displaying on a support – e.g. a kitchen roll holder.
37	Needle-Felting		<ul style="list-style-type: none"> A 3D object (animal, vegetable, plant or other, created by the 'stabbing' technique of needle-felting wool) Finished item should be well-shaped and represent the item upon which it is based, well Stray fibres should be kept to a minimum with the overall outcome being firm and tightly felted Good use of colour with soft colour merging where appropriate Added pieces should be firmly secured at the joins Additional details may be added but these should not make up the bulk of the finished item.
38	Item or picture in cross stitch		<ul style="list-style-type: none"> No size limit No trailing threads Even, accurate stitches formed in the same direction Thread should fill each hole and not catch the hole edges Stretching should ensure vertical and horizontal lines parallel to the mount or frame
39	Christmas Decoration		<ul style="list-style-type: none"> Christmas decoration made using mainly needle-craft Free standing, fixed or hanging Good combination of colours to reflect Christmas or Nativity
40	Knitted item		<ul style="list-style-type: none"> Design, colour and yarn is appropriate for the knitted item's function Tension is consistent and provide a suitable fabric and texture The item should be finished well with invisibly joined seams and matched patterns Button holes should be neat and spaced well (not necessarily equidistant)

Classes 41 to 45 Amateur Photography

e-mail your photography entries to info@wreagreenshow.co.uk or send to our Wrea Green Show Facebook Messenger, **by 5pm on Sunday 29th August**. They will appear as a gallery on the Tute TV, our website, Facebook page and Youtube channel. The winners in each class will be printed and displayed in the marquee.

Amateur Photography			
Class	Entry	Jobs and Advice	Judging Criteria for the show
41	Reflections	<ul style="list-style-type: none"> • Reflections in water • Mirror images • Light reflecting off different surfaces 	<p><u>All photographs must be mounted, no bigger than A4, including the mount.</u> <u>Unframed</u> <u>All photographs must have the name, address and telephone number of the entrant on the back and the class number in which it is to be entered.</u></p> <ul style="list-style-type: none"> • Does the photograph show originality? • Does it reflect the class title? • Is it in perfect focus? • Is it properly exposed? • Is the photograph well-composed with the emphasis on the main subject? • Is the photograph clean and suitably mounted?
42	Windows	<ul style="list-style-type: none"> • Pretty • Architectural • Historic • Mysterious • Portholes • Magical 	
43	Rainbows	<ul style="list-style-type: none"> • Actual rainbows • Photos containing all the colours of the rainbow • Multi-colour photos 	
44	Togetherness	<ul style="list-style-type: none"> • Photos that reflect friends and family • The end of lockdown • Care and kindness • People or animals • People and animals 	
45	Black and white	<ul style="list-style-type: none"> • Black and white photos • Colour photos of black and/or white subjects 	

PRE-SCHOOL AGE

CHILDREN NOT YET AT SCHOOL OR ATTENDING A PRE-SCHOOL

Children's Classes		
	Pre-School Age	Judging Criteria
46	Jug of flowers	<ul style="list-style-type: none">• Fresh flowers and leaves with no fading or drooping• Height of flowers is balanced with the size, height and shape of the jug• Name, age and PS* tied or stuck on the jug
47	Beach in a Box	<ul style="list-style-type: none">• In a seed tray or similar sized box• Seaside or coastal theme• Props should enhance and contribute to the design• Name age and PS* provided with box
48	Junk Model	<ul style="list-style-type: none">• Create a model of anything you like out of plastic and other re-cycleable materials• e.g. Rockets; cars, monsters, buildings, aliens, mobiles .• Name, age and PS* provided with model
49	Painting of a vegetable or vegetables	<ul style="list-style-type: none">• No bigger than A3• Use of paint not crayons• Name, age and PS* on back of painting – top right-hand corner
50	Vegetable made from playdough, clay, plasticine or any malleable material	<ul style="list-style-type: none">• 3D Vegetable modelled from any malleable material such as clay, plasticine, playdough etc.• Name, age and PS* provided with model

*PS to indicate pre-school age

FOR PRIMARY SCHOOL CHILDREN IN RECEPTION, YEAR 1 OR YEAR 2

Changes to Children's Classes Schedule

Please enter your child in the school **year group** (Not class name) they are in at the time they created their entry.

Year 2 pupils in a mixed Key Stage class, please enter from these classes.

	Reception and Key Stage 1	Judging Criteria
51	Jug of flowers	<ul style="list-style-type: none">• Fresh flowers and leaves with no fading or drooping• Height of flowers is balanced with the size, height and shape of the jug• Name and age and Year Group tied or stuck on the jug
52	Lego Model	<ul style="list-style-type: none">• A model of whatever you like constructed from Lego• Name and age and Year Group tied or stuck on the model
53	Portrait of a famous person	<ul style="list-style-type: none">• No bigger than A4• Any medium; paint; crayon; pencil• Name of the subject on the front• Name, age and Year Group on the back, top right hand corner
54	Landscape painting	<ul style="list-style-type: none">• No bigger than A3• Use of paint• Name and age and Year group on back – top right-hand corner
55	Traditional Tale character/animal model.	<ul style="list-style-type: none">• A 3D model of a traditional tale character in any medium; clay, plasticine, playdough, card etc• Include a label of the character's name• Name, age and Year Group included with the model

FOR PRIMARY SCHOOL CHILDREN IN YEAR 3, YEAR 4, YEAR 5 OR YEAR 6

Year 3 pupils in the mixed Key Stage class, please enter from these classes

	Key Stage 2	Judging Criteria
56	Six Cup Cakes	<ul style="list-style-type: none"> • Cupcakes are uniform in size • Attractive in appearance • Texture is light and moist • Flavour is pleasing • Icing is smooth and enhances the cake. • Name, age and Year Group included with the entry.
57	Lego Model	<ul style="list-style-type: none"> • A model of whatever you like constructed from Lego • Name and age and Year Group tied or stuck on the model
58	Portrait of a famous person	<ul style="list-style-type: none"> • No bigger than A4 • Any medium; paint; crayon; pencil • Name of the subject on the front • Name, age and Year Group on the back, top right hand corner
59	Landscape painting	<ul style="list-style-type: none"> • No bigger than A3 • Use of paint • Name and age on back – top right-hand corner
60	Photograph of a farm animal	<ul style="list-style-type: none"> • Photograph must be taken by the entrant • No bigger than A4 including mount • Colour or black and white • Any farm animal • Name, age and Year Group on the back of the photograph